

Headset & Telephone

The product specification

CALL CENTER HEADSET SPECIAL WIRE





The first kind of plug
RJ9, for connecting to a dial or telephone.



Second kinds of plug
DOUBLE 3.5PC PLUG, used to connect the computer sound card



Third kinds of plug
DC2.5 PLUG, used to connect Panasonic and other brands, such as telephone

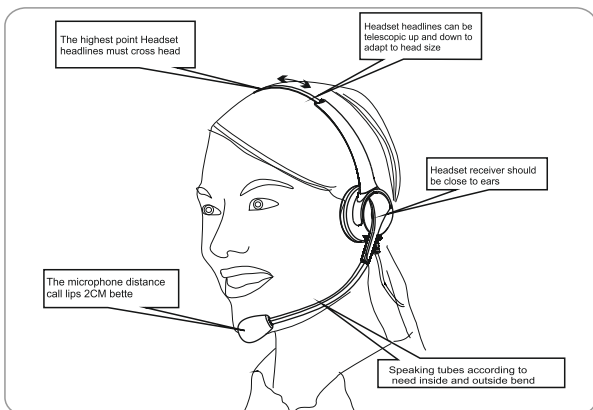


Fourth kinds of plug
USB PLUG, Have an independent sound card, and the computer's USB interface.

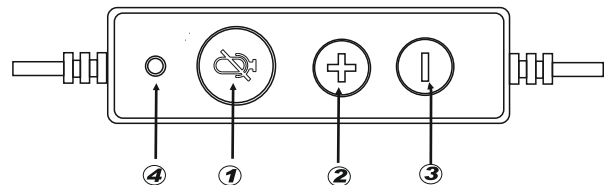
Function introduction

- High definition digital voice communication
- Excellent squelch, realize face-to-face communication effect.
- Humanized design, to ensure that the frequent use of all day comfort
- No need to install the driver, support hot plug.
- The external volume control, supports up to 25 level electronic volume control.
- External intelligent mute button, and a mute indicator function.

HEADSET USE METHOD:



WIRE HEADSET FUNCTION INDICATOR DIAGRAM



KEY FUNCTION DESCRIPTION

- ① External intelligent mute button
- ② The volume function: each time, Headset earpiece volume was up a level, long press the sustainable tune;
- ③ The volume function: each time, Headset earpiece volume is down a level, long press the sustainable transfer of small;
- ④ A working state indicator light: connect the computer, when it is in standby state, a long green light, call the green light flashes; mute button when the indicating lamp is bright red, may prohibit the microphone calling; then press this button, indicator light is turned off, returned to normal conversation.

HOW TO USE

- ① In accordance with the connection diagram connection
- ② The computer will automatically identify hardware, automatic driver installation
- ③ Test call
- ④ If you cannot call please from the "start" menu to the control panel, and then to the sounds and audio devices. voice broadcast. Choose USB HEADSET SET device. Recording: select USB HEADSET SET equipment can be applied .