

## RF 4 Channel Constant Voltage LED Driver

Model No.: PB-75-12-4, PB-75-24-4



PB-75-12-4



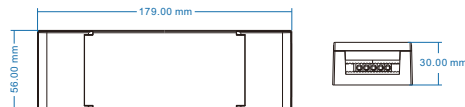
PB-75-24-4



## Features

- Dimmable LED driver with RF control, apply to single color, dual color or RGB/RGBW LED constant voltage strips
- Match with RF 2.4G single color, dual color and RGB/RGBW remote.  
One RF LED driver accepts up to 10 remote controls
- Universal AC input / Full range
- 4 channel constant voltage output, Max. total output power 75W
- When using with RGB/RGBW light, built in 10 dynamic mode, include jump or gradual change style
- Auto-transmitting function: LED driver automatically transmit signal to another LED driver with 30m control distance
- Synchronize on multiple number of LED drivers
- Connect with external push switch to achieve on/off and 0-100% dimming function
- Overheat / Overload / Short circuit protection, recover automatically
- Full protective plastic case
- Suitable for indoor LED lighting application
- 5 Year, 50,000hr warranty

## Mechanical Structures and Installations



## Technical Parameters

Model		PB-75-12-4	PB-75-24-4
Output	Output Voltage	12VDC	24VDC
	Output Current	4CH x 1.56A	4CH x 0.78A
	Output Power	Max. 75W	
	Dimming Range	0~100%	
	Ripple & Noise	<=200mV/230VAC	
Input	PWM Frequency	500Hz	
	Input Voltage Range	200~240VAC	
	Frequency Range	50/60Hz	
	Efficiency	90%/230VAC	
	Alternating Current	0.77A/230VAC	0.75A/230VAC
	Inrush Current	Cold start 27.5A at 230VAC	
	Leakage Current	<5mA	
	No Load Power	1W/115VAC, 1.5W/230VAC	
	Over Load Power	Shut down the output when current load >= 120%~150%, auto recovers.	
Protection	Short Circuit	Shut down automatically if short circuit occurs, auto recovers.	
	Over Temperature	Intelligently adjust or turn off the output current if the PCB temp > 100°C, auto recovers.	
	Working Temperature	-30°C~50°C	
Environment	Tcase Max.	70°C	
	Working Humidity	20%~90%RH, non-condensing	
	Storage Temperature/Humidity	-40°C~80°C, 10%~95%RH	
	Temperature Coefficient	±0.03%/°C (0-50°C)	
	Vibration Resistance	10-500Hz, 2G, 6min/cycle, X,Y,Z axes/2min	
	IP Rating	IP20	
Safety&EMC	Security Specifications	IEC/EN61347-1, IEC/EN61347-2-13	
	Withstand Voltage	I/P/O/P: 3750VAC	
	Insulation Resistance	I/P/O/P: 100MΩ/500VDC/25°C/70%RH	
	EMC Emission	EN55015, EN61000-3-2 Class C, IEC61000-3-3	
	EMC Immunity	EN61000-4-2 3.4.5.6.8.11, EN61547	
	Certifications	CE, EMC	

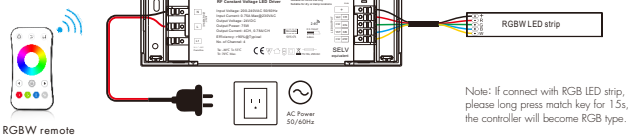
## Applications

- Suitable for LED related fixture or appliance which use LED light bar and LED tape (like LED Decoration or Advertisement devices).
- Office / Commercial / Domestic Lighting, Hotels, Retail and Display.
- Use for retrofit upgrades & new luminaire designs.




## Wiring Diagram

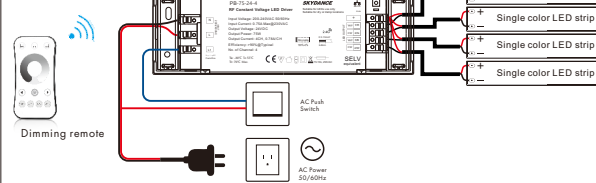
### • For RGB/RGBW



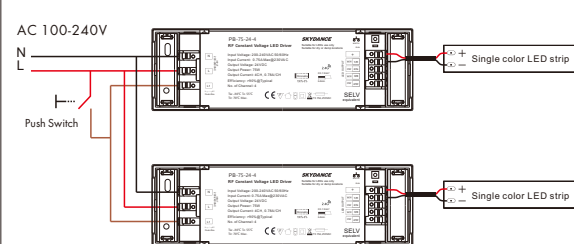
### • For dual color



### • For single color



### • AC Push-Dim connection



## Match Remote Control (two match ways)

End user can choose the suitable match/delete ways. Two options are offered for selection:

### Use Match key

#### Match:

Short press match key, immediately press on/off key (single zone remote) or zone key (multiple zone remote) of the remote.

#### Delete:

Press and hold match key for 5s to delete all match, The light blinks 5 times means all matched remotes were deleted.

### Use Power Restart

#### Match:

Switch off the power, then switch on power again, immediately short press on/off key (single zone remote) or zone key (multiple zone remote) 3 times on the remote. The light blinks 3 times means match is successful.

#### Delete:

Switch off the power, then switch on power again, immediately short press on/off key (single zone remote) or zone key (multiple zone remote) 5 times on the remote. The light blinks 5 times means all matched remotes were deleted.

### When use multiple RF drivers, two application method:

1. All the drivers in the same zone.

**Auto-transmitting:** One driver can transmit the signals from the remote to another driver within 30m, as long as there is a driver within 30m, the remote control distance can be limitless.

**Auto-synchronization:** Multiple drivers within 30m distance can work synchronously when they are controlled by the same remote.

Driver placement may offer up to 30m communication distance. Metals and other metal materials will reduce the range.

Strong signal sources such as WiFi routers and microwave ovens will affect the range.

We recommend for indoor applications that driver placements should be no further apart than 15m.

2. Each driver(one or more) in a different zone, like zone 1, 2, 3 or 4.

## Push-Dim function

### • Short press:

Turn on or off light.

### • Long press (1-6s):

Press and hold to step-less dimming.

With every other long press, the light level goes to the opposite direction.

### • Synchronization:

If more than one LED driver are connected to the same push switch, do a long press for more than 10s, then the system is synchronized and all lights in the group dim up to 100%.

This means there is no need for any additional synchrony wire in larger installations.

We recommend the number of LED drivers connected to a push switch does not exceed 25 pieces.

The maximum length of the wires from push to LED driver should be no more than 20 meters.

## RGB/RGBW Dynamic mode list

No.	Name	No.	Name
1	RGB jump	6	RGB fade in and out
2	RGB smooth	7	Red fade in and out
3	6 color jump	8	Green fade in and out
4	6 color smooth	9	Blue fade in and out
5	Yellow cyan purple smooth	10	White fade in and out

## Dimming Curve

